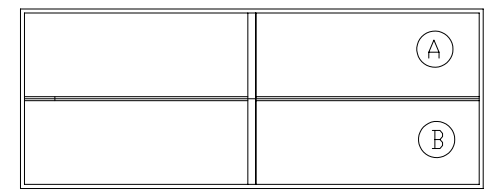


BOX LAYOUT



ROOF KEY PLAN



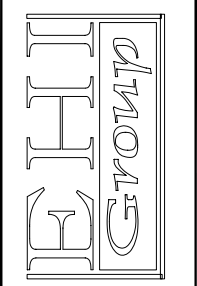
- NOTES:
1. 2x6 SPF#2 EXT WALLS/2x4 MARR WALLS
 2. 8'-0" CLG HT.
 3. 2x8 SPF#2 FLOOR JOISTS 1ST FLOOR / 2x10 SPF#2 FLOOR JOISTS 2ND FLOOR @ 16" O.C.
 4. SINGLE HUNG WINDOWS (#1=24210, #2=2842, #3=3048, #4=2852, #11=2858C)
 5. BUILDER IS RESPONSIBLE FOR CONTINUATION OF FIRE SEPARATION FROM BASEMENT SLAB TO UNDER-SIDE OF 1ST STORY FLOOR
 - 6.
 - 7.

- NOTES:
- 1.) UNITS ABOVE ARE DEPICTED FOR USE AS RENTAL UNITS ONLY. FOR SALE UNITS WILL REQUIRE ADDITIONAL DESIGN WORK AS WELL AS SEPARATION OF UNITS.
 - 2.) FIRE SEPARATION WALLS SHOWN ARE FOR LIVING UNITS AS DRAWN ON THIS CAD PLAN. IF MORE LIVING UNITS ARE TO BE JOINED TOGETHER THAN WHAT IS SHOWN (TOWNHOUSES), MORE FIRE SEPARATION WALLS WILL BE NECESSARY.

This Drawing is for REFERENCE ONLY and may be used in conjunction with STRUCTURAL DRAWINGS AND DETAILS. These prints are not to be used as APPROXIMATE REPRESENTATIONS. Actual dimensions and appearance may differ due to construction techniques and are beyond the control of the manufacturer.

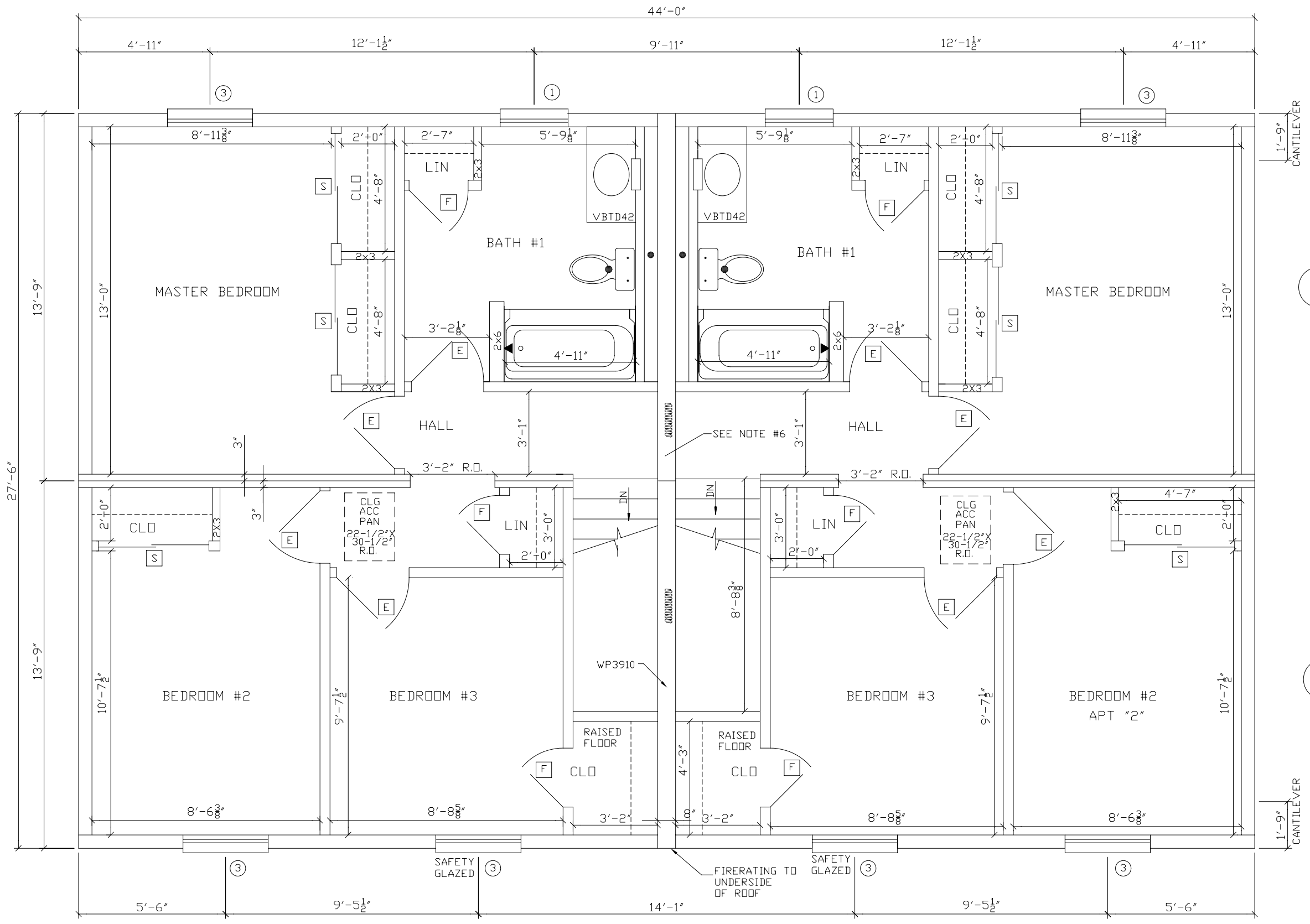
In Signing I Acknowledge I Have Received and Accept this print

REVISIONS
1. PLAN REVISED-RES-6/9/06
2.
3.
4.
5.
6.
7.



1116 SQ FT. PER LIVING UNIT	FAIRFAX (DUPLX)	SCALE: 1/4"=1'-0"
DRAWN BY: JPJ	1ST FLOOR	DATE: 6/6/02
CHECKED BY: ---	SN- / PD-? / PA	
	BLDR / SPEC	

SHEET #:

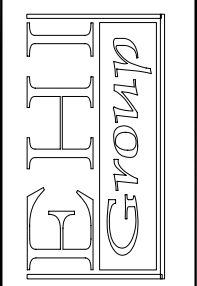


- NOTES:
1. 2x6 SPF#2 EXT WALLS/2x4 MARR WALLS
 2. 8'-0" CLG HT.
 3. 2x8 SPF#2 FLOOR JOISTS ON 1ST FLOOR/2x10 SPF#2 FLOOR JOISTS 2ND FLOOR @ 16" O.C.
 4. ROOF SYSTEM TO BE 24" O.C.
 5. SINGLE HUNG WINDOWS (#1=24210, #2=2842, #3=3048, #4=2852, #11=2858C)
 - 6.
 - 7.
 - 8.

This Drawing is for REFERENCE ONLY and may be used in conjunction with STRUCTURAL DRAWINGS AND DETAILS. These prints are drawings as APPROXIMATE REPRESENTATIONS. Actual dimensions and appearance may differ due to construction techniques and are beyond the control of the manufacturer.

In Signing I Acknowledge I Have Received and Accept this print

1. PLAN REVISED-RES-6/9/06
 2.
 3.
 4.
 5.
 6.
 7.



1116 SQ FT. PER LIVING UNIT
 FAIRFAX (DUPLEX)
 2ND FLOOR
 DRAWN BY: JPJ
 CHECKED BY: SN-
 DATE: 6/6/02
 SCALE: 1/4"=1'-0"
 /PD-?/PA
 BLDG / SPEC

SHEET #:

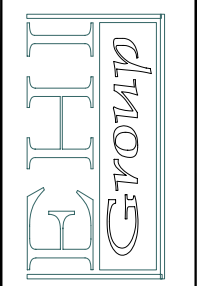
FRONT ELEVATION



ALL REVERSE GABLES / PORCHES ARE 9/12 PITCH

This Drawing is for REFERENCE ONLY and may be used in conjunction with STRUCTURAL DRAWINGS AND DETAILS. These prints are drawn as APPROXIMATE REPRESENTATIONS. Actual dimensions and overall appearance may differ due to construction techniques and are beyond the control of the manufacturer.
In Signing I Acknowledge I Have Received and Accept this print

- 1. PLAN REVISED-RES-6/9/06
- 2.
- 3.
- 4.
- 5.
- 6.
- 7.



1116 SQ FT. PER LIVING UNIT
 FAIRFAX (DUPLEX)
 FRONT ELEVATION
 DRAWN BY: JPJ
 CHECKED BY: ---
 DATE: 6/6/02
 SCALE: 1/4"=1'-0"
 SN- / PD-? / PA
 BLDG / SPEC

SHEET #: